

WELCOME TO GIRAFFE CLASS

MRS BOWDEN, MRS HARDWICK, MRS ROSIER AND
MRS JEFFREY



WRITING

- To inspire and challenge all our writers we use 'The Write Stuff' writing program.



WHAT DOES THE LEARNING LOOK LIKE?

Sentence stacking

Experience days

Independent Writing

Character
Highs





Narrative Map

This is a blank planning grid for you to plan your character and plot point sequence.
(Please decide how many plot points are needed before asking children to start planning.)



Character
Lows



To understand how to use this map, please read the page titled 'Narrative Journey'.

	Initiate	Model	Enable
Learning chunk 1	Precise verbs <ul style="list-style-type: none"> Share the image of the plane spluttering to a halt and play a soundtrack of a crash. Gather a bank of actions words for 'crashing' onto the moon – banging, thudding, smashing, clanging, clattering. 	Precise verbs <p>Teacher model: Crash! Bang! Thud! A spaceship crashed onto the moon.</p>	Precise verbs <p>Pupils to repeat the three onomatopoeic words used at the start of their stories (the toy cupboard) and choose an ambitious word for 'crashed'. HA: Deepen the moment.</p>
Learning chunk 2	Simile <ul style="list-style-type: none"> Bring six green objects into the classroom – peas, herbs, leaf, grass, sprouts, cabbage. Compile a bank of adjectives related to these objects – peas (shiny); herbs (fragrant); leaf (smooth); grass (soft); sprouts (hard); cabbage (bumpy). 	Simile <p>Teacher model: The alien was as green as a shiny pea.</p>	Simile <p>Create your own 'green' simile, using an adjective before the object. HA: Deepen the moment.</p>
Learning chunk 3	Question <ul style="list-style-type: none"> Share the picture of the alien's spaceship landing. Using an enormous 'thinking bubble', brainstorm some internal thoughts/questions for the boy – Who is this? What has happened? Why are we here? Where has that alien come from? Will he be my friend? 	Question <p>Teacher model: 'Who is this?' the boy thought.</p>	Question <p>Include an internal thought for the boy. HA: Deepen the moment.</p>

*HA = Higher Attainers



WORDS YOU MIGHT HEAR...

Chotting

Kind Calling

Fantastics, gramatastics, boomtatstics

Plot points



Monday 9th January


Plot point 4

Chotting Page.

Ideas for our sentences.



- Bad engine
- crashed
- landing, dropped



- yellow
- Big rocky
- gold huge



What shall I do?
Why am I here?



Sentence stacking yr 1

suddenly the plane
dropped. It had run out
of petrol.

He landed on the huge,
golden moon.

Why am I here The boy
thought ^{anxiously}

Thursday 5th January, 2022

Plot Point 1 - Paradise

Marine, bright, tranquil, gummy, mesmerising, beautiful, light, sunny, magical, picturesque, light, blinding, lush.

Waving, dancing, floating, swimming, gliding, shining, gliding, swaying, pirouetting, swirling, bounding, etc.

grass, leaves, trees	birds
Scuttering, rustling, waving, swaying, blowing, crunching, whistling, swishing, swooshing, clapping, creaking of branches.	Twittering, chirping, singing, whistling, trawling, cheeping, gliding, muttering, clapping, feathers rustling.

Marty stared up at gummy, lush clouds that danced across the marine, water-like sky like as gracefully as ballerinas. His attention was drawn the sweet singing of the birds high above him in the trees. He closed his eyes as the bees zipped and zoomed around him weaving through his arms and legs. Marty, who loved his plants like family, observed his poppies carefully.

- who loved little shop of horror
- who ~~to~~ was a big fan of all plants of size
- who was only eleven years old
- who was one with the plants
- who was a nature nerd

Marty, who loved his plants like family, watered the myriad of flowers with the bees flying around his head.

MATHS

WHITE ROSE AND TEACHING FOR MASTERY.



Autumn term	Number		Addition & subtraction (within 10)		Number		Place value (within 20)												
	VIEW		VIEW		VIEW		VIEW												
Spring term	Consolidation	Number		Addition & subtraction (within 20)		Number		Place value (within 50)		Measurement		Length & height		Measurement		Weight & volume			
		VIEW		VIEW		VIEW		VIEW		VIEW		VIEW		VIEW					
Summer term	Consolidation	Number		Multiplication & division		Number		Fractions		Geometry Position & direction		Number		Place value (within 100)		Measurement Money		Measurement Time	
		VIEW		VIEW		VIEW		VIEW		VIEW		VIEW		VIEW		VIEW			




Upcoming parent workshop

KS1 Maths – 25th September

PE

Real PE is a unique, child centred approach that transforms how we teach PE to include, challenge and support EVERY child.



PE

- Our PE lessons will be on Tuesday and Wednesday.
- This term we will be focusing on **Fundamental Movement Skills** and tag rugby skills.

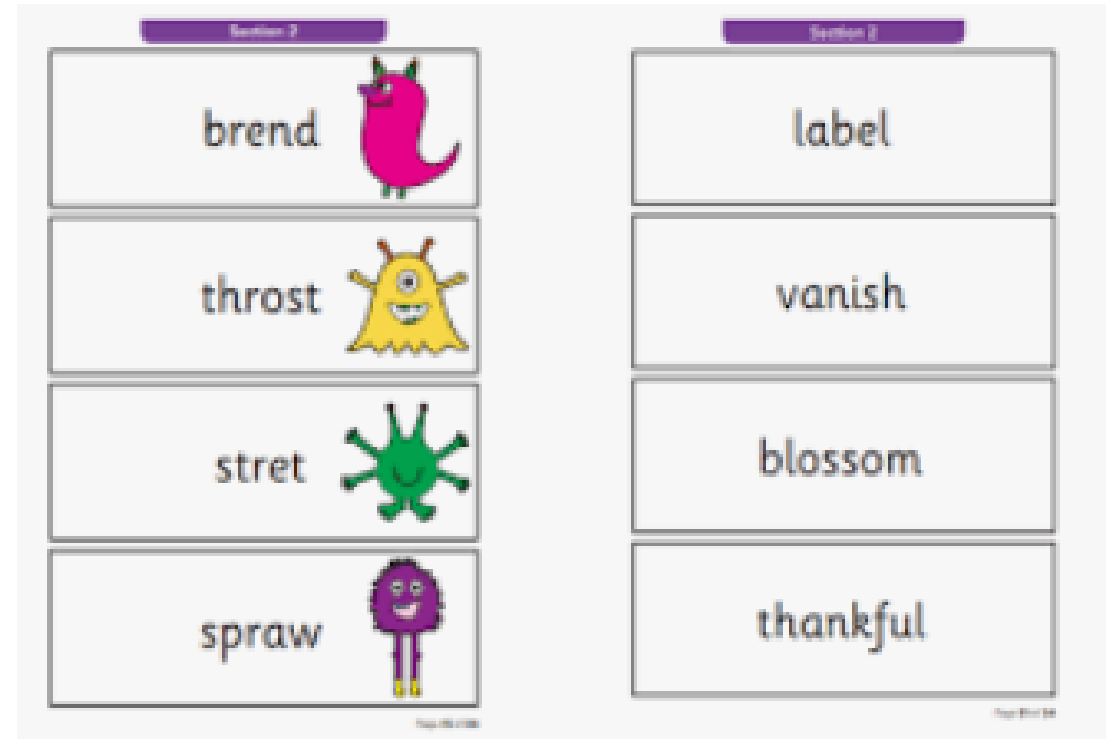


Coordination
Footwork



Static Balance
One Leg

PHONICS AND THE SCREENING



Science

We know use White Rose science to support our delivery of the curriculum. The White rose science curriculum has been selected because of it's focus on supporting practical opportunities for science learning in all lessons.

Autumn term	Biology		Chemistry		Biology	
	The human body FREE TRIAL		Materials		Seasonal changes	
	VIEW		VIEW		VIEW	
Spring term	Biology		Sustainability		Biology	
	Animals		Caring for the planet		Seasonal changes	
	VIEW		VIEW		VIEW	
Summer term	Biology		Sustainability		Biology	
	Plants		Growing and cooking		Seasonal changes	
	VIEW		VIEW		VIEW	
					Consolidation	

The Great Fire of London

When and Where did the great Fire of London happen?



This term we are learning about the Great Fire of London.



The children will be investigating how the fire started and how the fire service has changed over time.

Homework

Reading is the key to the curriculum.
There is a huge focus on reading in
all year groups.
Please try to read with your child
EVERYDAY.



Practise is key for
timetables and number
facts. All children will have
a timetable rock stars login
to practise at home and
take part in whole school,
local and national
competitions.

Gazelles Homework Grid Term 1		
What Makes us human?		
These are optional activities but we hope you try 1 or 2 this term. Please bring in or practise for the WC 24 th October		
 <p>Move</p> <p>Can you hold 2 standing balances and 2 floor balances ?</p> <p>You can take a picture or practise your sequence of moves to show us in school.</p>	 <p>Practise</p> <p>We have been counting forwards and backwards to 20 this term.</p> <p>Can you time yourself counting up to 20 and back to 1.</p> <p>Do you get quicker the more you practise?</p> <p>Send in a video of your fastest time or keep practising and perform live in class!</p>	<p>Observe and explore</p> <p>The start of the school year sees some exciting changes in season.</p> <ul style="list-style-type: none"> • Do you know what season is ending? • Do you know what season is starting? • How do you know? <p>Can you collect some signs of Autumn to bring in and show us?</p>
<p>Talk</p> <p>Talk to an adult and discuss if you think it would be nicer to be a nurse today or in the past? Why do you think this?</p> <p>Did they agree or disagree?</p> <p>Get ready to tell us about your talk.</p>	<p>Make</p> <p>Can make a sandwich that you think our Tiger who came to tea would enjoy?</p> <p>Make sure you have some healthy ingredients in your sandwich so that our tiger gets big and strong. If you don't have all the ingredients you can draw your sandwich instead.</p>	<p>Question</p> <p>Can you write a list of questions that you would like to ask a real-life working nurse?</p> <p>You can type or write your questions.</p> <p>We will email these to a nurse and see if we can get some answers for you.</p>

We have a broad and exciting curriculum that we hope your children are dying to share with you. Each term you will be provided with some optional hands on activities to explore our foundation subjects and wider curriculum further.



Your child will be screened on all the age appropriate spellings for their age group. You will receive a full list of the spellings that they are secure on and ones that may need more practise.

FOREST SCHOOL

Giraffes will be having forest school on Thursday this term.



POSITIVE BEHAVIOUR

We have 4 child friendly, simple rules

We are kind

We are respectful

We are honest

We are safe

Merits - certificates

Sparkle and shine

Recognition board

Uniform

For the school days and/or events the your child is representing the school at:

Red School Sweatshirt or Red Cardigan (with logo. REQUIRED)

White Polo-Shirt

Dark Grey Trousers or Skirts

Black School Shoes (not trainers) with Grey Plain Socks or Tights; (White Socks may be worn with skirts)

Optional Summer Uniform (Terms 5 & 6 only): Red Checked Summer Dress with White Socks or Dark Grey School Shorts with White Polo Shirt. Dresses may be worn with a Red Cardigan (with logo)

For P.E. and sports lessons:

Black Shorts and house colour T-Shirt and Trainers.

Plain Black/Dark Joggers and Sweatshirt or Tracksuit are recommended for outdoor P.E. during colder weather. No large logos.

For Forest school:

Wellington boots or similar appropriate footwear

Waterproofs and warm clothing (when appropriate)

Uniform with Logo may be purchased from SCHOLARS in Trowbridge.

Book Bags and Coats scribed with our school logo are available to purchase from the school office

AOB

- Water bottles
- Packed lunches and snacks
- Fidgets, toys etc
- After school clubs
- Pencil cases
- Trips and important dates for the year group

**Our class assembly will be happening
on 2nd July 2024**



QUESTIONS?

