


WELCOME TO GAZELLES

Mrs Harrison, Mrs Hughes and Miss Townsend



TIMETABLE

Bratton Primary School Gazelle Class Timetable Term ONE Week 2 – 11.9.23



	8:45-8:55	8:55 – 10:00	10:00 - 10:20	10:20-10:35	10:35 – 11:05	11:05 – 12:15	12:15-13:15	13:15 – 15:10		15:10 - 15:20
Monday	EMT registration	Maths (inc x tables/ number facts/ fluency)	ASSEMBLY	BREAK TIME	RWI Whole Class Reading	English (inc SPAG/handwriting)	LUNCH	Art	Geog	CLASS STORY
Tuesday	EMT registration	Maths (inc x tables/ number facts/ fluency)	ASSEMBLY	BREAK TIME	RWI Whole Class Reading	English (inc SPAG/handwriting)	LUNCH	Computing	PE	CLASS STORY
Wednesday	EMT registration	Maths (inc x tables/ number facts/ fluency)	ASSEMBLY	BREAK TIME	RWI Whole Class Reading	EH PPA English	LUNCH	EH PPA Forest school/PSHE	EH PPA Music	CLASS STORY
Thursday	EMT registration	Maths (inc x tables/ number facts/ fluency)	ASSEMBLY	BREAK TIME	RWI Whole Class Reading	English (inc SPAG/handwriting)	LUNCH	Science – lesson 1 – name and identify parts of the human body	PE	CLASS STORY
Friday	EMT registration	Maths (inc x tables/ number facts/ fluency)	ASSEMBLY	BREAK TIME	RWI Whole Class Reading	English (inc SPAG/handwriting)	LUNCH	D&T – lesson 1 – Fruit or veg?		CLASS STORY

THE GAZELLES' CLASSROOM

- We are huge advocates of Growth Mind Set!

GROWTH MINDSET

Is Freedom



FIXED MINDSET

Is Limiting



ENGLISH INCLUDING GUIDED READING AND SPaG

- To inspire and challenge all our writers, Gazelles will be using a range of text types this year.
- Each term we will have one or two core texts that our English objectives, will be based on.
- This term our core text is *The Queen's Hat* by Steve Antony.
- SPaG will be taught within our English lessons and will have a different focus each week.
- For example, this we have been looking at sentence structure and adjectives.

WRITING

- To inspire and challenge all our writers we use 'The Write Stuff' writing program.



WHAT DOES THE LEARNING LOOK LIKE?

Sentence stacking

Experience days

Independent Writing

Character
Highs

Narrative Map

This is a blank planning grid for you to plan your character and plot point sequence.
(Please decide how many plot points are needed before asking children to start planning.)

The grid features a vertical scale on the left for 'Character Highs' (1-10) with a yellow smiley face icon, and another for 'Character Lows' (1-10) with a blue frowny face icon. The main area contains a horizontal sequence of 10 empty circles connected by arrows, representing a plot sequence.

To understand how to use this map, please read the page titled 'Narrative Journey'.

	Initiate	Model	Enable
Learning chunk 1	Precise verbs <ul style="list-style-type: none"> Share the image of the plane spluttering to a halt and play a soundtrack of a crash. Gather a bank of actions words for 'crashing' onto the moon – banging, thudding, smashing, clanging, clattering. 	Precise verbs Teacher model: Crash! Bang! Thud! A spaceship crashed onto the moon.	Precise verbs Pupils to repeat the three onomatopoeic words used at the start of their stories (the toy cupboard) and choose an ambitious word for 'crashed'. HA: Deepen the moment.
Learning chunk 2	Simile <ul style="list-style-type: none"> Bring six green objects into the classroom – peas, herbs, leaf, grass, sprouts, cabbage. Compile a bank of adjectives related to these objects – peas (shiny); herbs (fragrant); leaf (smooth); grass (soft); sprouts (hard); cabbage (bumpy). 	Simile Teacher model: The alien was as green as a shiny pea.	Simile Create your own 'green' simile, using an adjective before the object. HA: Deepen the moment.
Learning chunk 3	Question <ul style="list-style-type: none"> Share the picture of the alien's spaceship landing. Using an enormous 'thinking bubble', brainstorm some internal thoughts/questions for the boy – Who is this? What has happened? Why are we here? Where has that alien come from? Will he be my friend? 	Question Teacher model: 'Who is this?' the boy thought.	Question Include an internal thought for the boy. HA: Deepen the moment.

*HA = Higher Attainers




WORDS YOU MIGHT HEAR...

Chotting

Kind Calling

Fantastics, grammatastics, boomtastics

Plot points



Monday 9th January

Plot point 4

Chotting Page.

Ideas for our sentences.



- Bad engine
- crashed
- landing, dropped



- yellow
- Big rocky
- gold huge



What shall I do?
Why am I here?



suddenly the plane
dropped. It had run out
of petrol.

He landed on the huge,
golden moon.

Why am I here The boy
thought ^{anxiously}

MATHS

Autumn term	Number	Number		Geometry Shape	Number		
	Place value (within 10)	Addition & subtraction (within 10)			Place value (within 20)		
	VIEW	VIEW			VIEW		
Spring term	Consolidation	Number	Number	Measurement	Measurement	Consolidation	
		Addition & subtraction (within 20)	Place value (within 50)	Length & height	Weight & volume		
		VIEW	VIEW	VIEW	VIEW		
		Number	Number	Measurement	Measurement		
Summer term	Consolidation	Multiplication & division	Fractions	Geometry Position & direction	Place value (within 100)	Measurement Money	Time
		VIEW	VIEW		VIEW		VIEW
		Number	Number		Measurement		Measurement
		VIEW	VIEW		VIEW		VIEW
		VIEW	VIEW		VIEW		VIEW



PE

Real PE is a unique, child centred approach that transforms how we teach PE to include, challenge and support for EVERY child.



PE

- Our PE lessons will be on a Tuesday and a Thursday.
- This term, Tuesday will be dance and Thursday will be footwork and co-ordination.

Lesson 1



Warm-Up
All Change



Game
Throw Tennis







Skill
Ball Skills



Review Method
Secret Stats

PHONICS AND THE SCREENING



Section 2	Section 2
brend 	label
throst 	vanish
stret 	blossom
spraw 	thankful

Science

We know use White Rose science to support our delivery of the curriculum. The White rose science curriculum has been selected because of it's focus on supporting practical opportunities for science learning in all lessons.

Autumn term	<p>Biology</p> <p>The human body FREE TRIAL</p> <p>VIEW</p>	<p>Biology</p> <p>Seasonal changes</p> <p>VIEW</p>	<p>Chemistry</p> <p>Materials</p> <p>VIEW</p>	<p>Biology</p> <p>Seasonal changes</p> <p>VIEW</p>		
Spring term	<p>Biology</p> <p>Planting A</p> <p>VIEW</p>	<p>Biology</p> <p>Animals</p> <p>VIEW</p>	<p>Sustainability</p> <p>Caring for the planet</p> <p>VIEW</p>	<p>Biology</p> <p>Seasonal changes</p> <p>VIEW</p>	<p>Biology</p> <p>Planting B</p> <p>VIEW</p>	<p>Consolidation</p>
Summer term	<p>Biology</p> <p>Plants</p> <p>VIEW</p>	<p>Biology</p> <p>Planting C</p> <p>VIEW</p>	<p>Sustainability</p> <p>Growing and cooking</p> <p>VIEW</p>	<p>Biology</p> <p>Seasonal changes</p> <p>VIEW</p>	<p>Consolidation</p>	

English

This term, our English (writing) will be split into a Narrative unit and followed by a Non-fiction

Weeks 2-5 We will be focusing on our class text The Queen's Hat and writing our own adventure story.

In week 5-8 Gazelle's will be focusing on writing a recount about Our trip to the woods.

Science

The children will be learning to identify the parts of the human body to try and answer our Big Question; What Makes Us Human?

We will be looking closely at our senses and using them on hunts around the school to recognise which body part is used for each sense.

This year we will also be looking at seasonal changes each term and carrying out a long-term investigation of the seasons.

D&T

We will be learning to identify fruits and vegetables and learning about where and how they grow. We will be looking at and describing their appearance along with tasting different combinations. We will complete the unit of work by chopping fruits safely and making a fruit smoothie!

Geography

This term, the children will be learning about our locality thinking about Where in the world are we? Gazelle's will be learning about their local area and school locality. We will end the unit by creating a map to show our dream classroom.

PE

This term Gazelles will have PE on a Tuesday and a Thursday.

In our core PE we are working on footwork and coordination as well as static balancing.

In dance we are to hold static balances and transition between standing balances and floor balances.

Over all of our PE this term the focus will be on learning to work independently and asking for help when appropriate.

What Makes Us Human?



Gazelle Class Term 1 2023
Mrs Harrison, Mrs Hughes
and Miss Townsend

Art

We will be learning how to relief print. Gazelle's will experiment with the amount of paint needed on the leaves to produce a detailed relief print.

Maths

This term, the children will be learning Place Value and will focus on:

- Sorting and counting objects
- Representing objects
- Representing numbers
- Counting forwards
- Counting backwards
- Counting one less
- Using the symbols $<$, $>$ and $+$
- Comparing numbers
- Ordering numbers
- Ordering numbers
- Using a number line
- Using tens and ones
- Counting one more and one less
- Comparing groups of objects

In a shape topic, the children will learn to:

- Recognise and name 2D shapes
- Sort 2D shapes
- Recognise and name 3D shapes
- Sort 3D shapes
- Make patterns with 2D and 3D shapes

PSHE


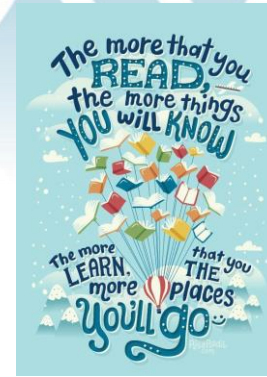
We will be looking closely at our rights and responsibilities as a member of Bratton School and learning to recognise the choices we make and understand the positive and negative consequences of our actions.

Computing

This term we will be learning to use computers more purposefully. Develop our knowledge of logging in and navigating around a computer. We will learn to drag, drop, click and control a cursor using a mouse and use software tools to create art on the computer.

Homework

Reading is the key to the curriculum.
There is a huge focus on reading in year 1.
RWI books and a reading for pleasure book.
Please read with your child EVERYDAY.



Move

Can you hold 2 standing balances and 2 floor balances ?
You can take a picture or practise your sequence to show us in school.

Gazelles Homework Grid Term 1 2023

What Makes us human?

These are optional activities but we hope you try 2 this term.
Please bring in or practise for the **WC 9th October**

Talk

Talk to an adult and discuss if you think it would be nicer to live in Bratton or London
Why do you think this?
Did you agree or disagree?
Get ready to tell us about your talk.

Make

Can you draw or make a model of your house?
How many rooms to you have?
What colour is your front door?

Practise

We have been counting forwards and backwards to 20 this term.
Can you time yourself counting up to 20 and back to 1.
Do you get quicker the more you practise?
Send in a video of your fastest time or keep practising and perform in class!

Observe and explore

The start of the school year sees some exciting changes in season.
•Do you know what season is ending?
•Do you know what season is starting?
•How do you know?
Can you collect some signs of the new season to bring in and show us?
They can be added to our seasons display.

Question

What would you like to know about Bratton?
You can type or write your questions.
We can discover the answer during our Geography lessons or maybe you know someone in Bratton that you could ask.

Homework



Your child will be screened on all the age appropriate spellings for their age group. You will receive a full list of the spellings that they are secure on and ones that may need more practise.

YEAR 1 EXTRAS

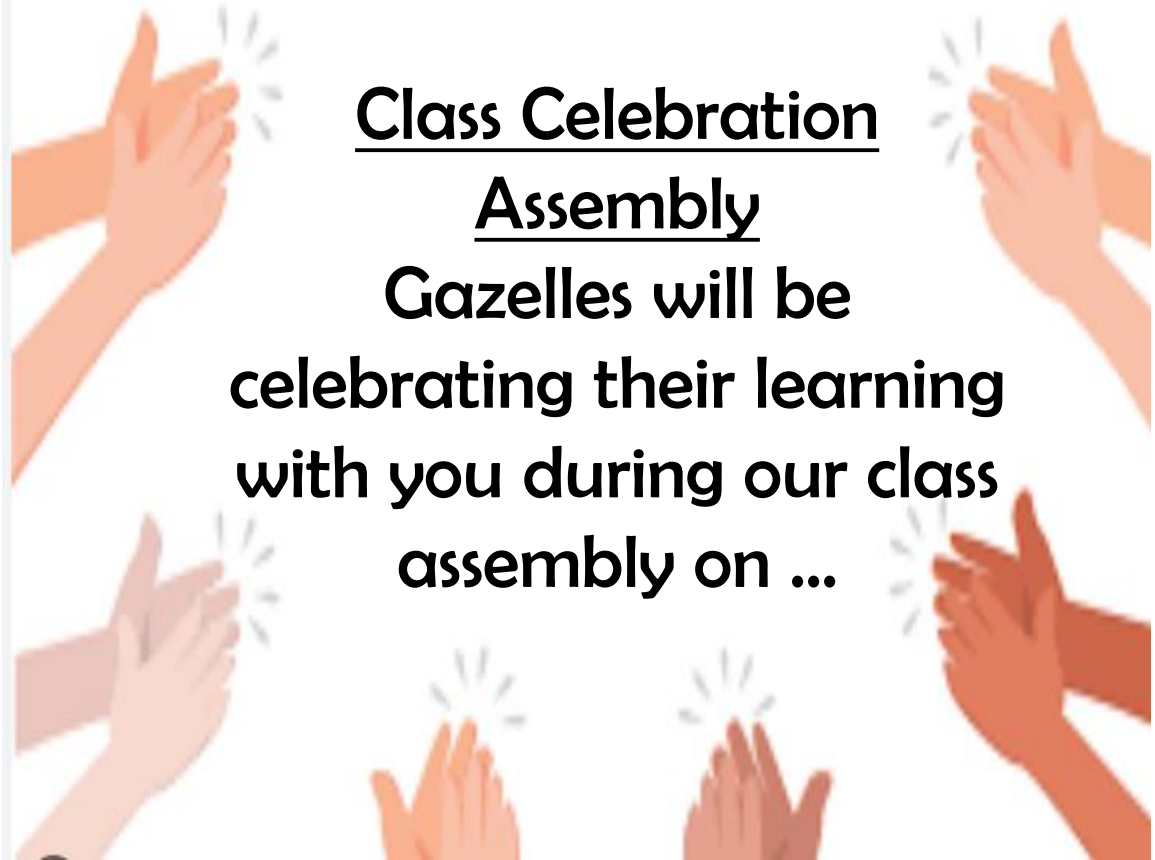
Forest School

Gazelles will be having forest school all year this term on Wednesday afternoons.



Class Celebration Assembly

Gazelles will be celebrating their learning with you during our class assembly on ...



POSITIVE BEHAVIOUR

We have 4 child friendly, simple rules

We are kind

We are respectful

We are honest

We are safe

Merits - certificates

Sparkle and shine

Upcoming Gazelle Class Parent Workshops

KS1 Maths – 25th September at 3:30 in Giraffe Class



AOB

- Water bottles
- Packed lunch and snacks
- Rules for fidgets and Toys in school
- After school clubs – information has been sent to all parents last week and you will be informed if your child has a place by Friday. Clubs will start next week)

Uniform

For the school days and/or events the your child is representing the school at:

Red School Sweatshirt or Red Cardigan (with logo. REQUIRED)

White Polo-Shirt

Dark Grey Trousers or Skirts

Black School Shoes (not trainers) with Grey Plain Socks or Tights; (White Socks may be worn with skirts)

Optional Summer Uniform (Terms 5 & 6 only): Red Checked Summer Dress with White Socks or Dark Grey School Shorts with White Polo Shirt. Dresses may be worn with a Red Cardigan (with logo)

For P.E. and sports lessons:

Black Shorts and house colour T-Shirt and Trainers.

Plain Black/Dark Joggers and Sweatshirt or Tracksuit are recommended for outdoor P.E. during colder weather. No large logos.

For Forest school:

Wellington boots or similar appropriate footwear

Waterproofs and warm clothing (when appropriate)

Uniform with Logo may be purchased from SCHOLARS in Trowbridge.

Book Bags and Coats scribed with our school logo are available to purchase from the office



IN SUMMARY

- We are really excited to be, either new to the Bratton Family or back in year 1.



QUESTIONS?

